

Classical Conversations History Timeline Signs and Motions

“What is the best way to memorize the timeline?” The answer to this question depends upon the unique personality and learning style of each individual child. Thankfully, Classical Conversations has provided a number of excellent resources to engage a wide variety of students. While visual learners appreciate the vivid images of the timeline cards, auditory learners enjoy hearing the timeline spoken or sung. For kinesthetic learners, movement and hand motions bring the dates and events to life. Undoubtedly, using multiple pathways will enable the brain to retain, so choose the learning tools that work best for your child and have fun!

Most of the hand motions are actual American Sign Language signs with a few exceptions for words without signs or for signs that might prove difficult for young learners. In some cases, the ASL signs represent what happened in the event rather than a direct translation from the History Acts and Facts cards. The signs chosen for regional people groups represent the signs that ASL signers from those people groups most frequently use. There are some regional variances in ASL much the same way that in the English language, people from different regions may refer to a beverage as pop, soft-drink, soda, or Coke. Feel free to modify the motions for regional differences or simplify the motions to best suit your child’s needs and abilities.

The signs seen in the video and described in the printed instructions are presented in a right hand dominant perspective. Right hand signers will follow the written instructions and reverse the signs seen in the video. Those who prefer to sign left-handed can reverse the left/right directions in the written instructions and simply mirror the signs seen in the video. A list of recommended books and online resources are provided at the end of these instructions.

Each sign has 3 components:

- Hand: right or left
- Orientation: palm-left, palm-right, palm-up, palm-down, palm-in, or palm-out
- Shape: letters, numbers, additional hand shapes

Hand Orientation:



palm-out



palm-out



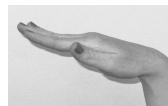
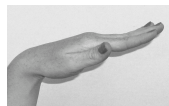
palm-left



palm-right



palm-in




palm-down

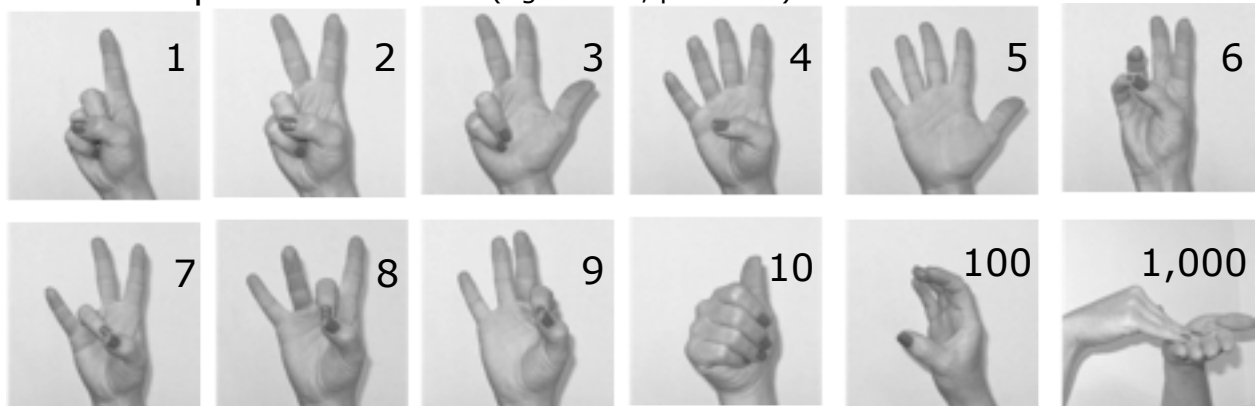


palm-in

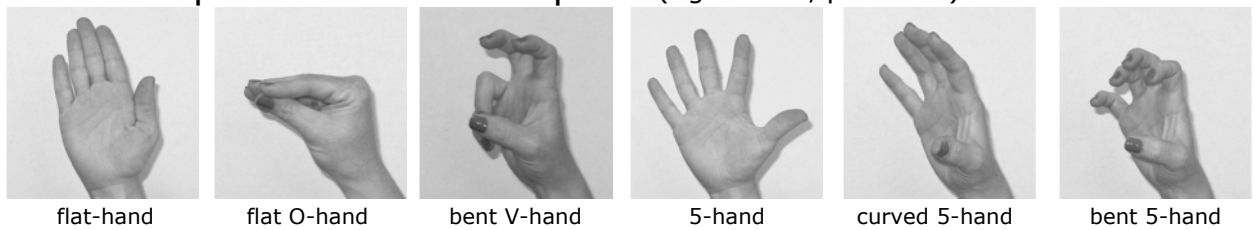
Hand Shape: Letters (right hand, palm-out)



Hand Shape: Numbers (right hand, palm-out)



Hand Shape: Additional Shapes (right hand, palm-out)



Classical Conversations History Timeline Week 1

3000 BC	1 Age of Ancient Empires (creation – c. AD 450)
	<ul style="list-style-type: none"> • Ancient: Right palm-left A-hand, begins at chin and moves down in a wavy fashion (as if tracing an imaginary beard).
	2 Creation and the Fall
	<ul style="list-style-type: none"> • Creation: Both arms make a giant circle above the head. • Fall: Palm-down flat-hands drop down.
	3 The Flood and the Tower of Babel
	<ul style="list-style-type: none"> • Flood: Palm-down 5-hands rise up while wiggling fingers. • Tower: Palms-facing, flat-hands trace the outline of a tower to the sky.
	4 Mesopotamia and Sumer
	<p><i>Mesopotamia means "between rivers."</i></p> <ul style="list-style-type: none"> • Between: Right flat-hand bounces between the 1st and 2nd fingers of left hand. • Rivers: Palm-down R-hands move away from body while bouncing like waves.
5 Egyptians	
	<ul style="list-style-type: none"> • Egypt: Right palm-out X-hand, rests against forehead representing the asp in the headdress of the pharaohs.
6 Indus River Valley Civilization	
	<ul style="list-style-type: none"> • India: Right index finger points to the mid-forehead. • River: Palm-down R-hands move away from body while bouncing like waves.
7 Minoans and Mycenaeans	
	<p><i>Minoans enjoyed bull jumping. Mycenaeans of Greece worked with gold.</i></p> <ul style="list-style-type: none"> • Minoans: Palm-out Y rests on center of forehead (like a bull). • Mycenaeans: Right index finger points to earlobe. Then right Y-hand twists back and forth (representing gold).

Classical Conversations History Timeline Week 2

2000 BC	8	7 Wonders of the Ancient World
		<ul style="list-style-type: none"> • Wonders: Palm-in 1-hands move in small, alternating circles near the temples. • Ancient: Right palm-left A-hand, begins at chin and moves down in a wavy fashion (as if tracing an imaginary beard).
	9	Patriarchs of Israel
		<ul style="list-style-type: none"> • Father: Thumb of right 5-hand on forehead.
	10	Hittites and Canaanites
		<p><i>Canaanites worshipped Baal, depicted by a bull.</i></p> <ul style="list-style-type: none"> • Hittites: Right fist hits left palm-up flat-hand. • Canaanites: Palm-out Y on the center of forehead (like a bull).
	11	Kush
		<ul style="list-style-type: none"> • Kush: Right K.
12	Assyrians	
	<p><i>Assyrians fought with bows and iron-tipped arrows and spears.</i></p> <ul style="list-style-type: none"> • Assyrians: Left A-hand held at arm's length as if grasping an imaginary bow. Right T-hand draws back an imaginary string and releases to launch the arrow. 	
13	Babylonians	
	<p><i>Hammurabi was a famous Babylonian who imposed over 300 laws.</i></p> <ul style="list-style-type: none"> • Law: Left palm-up flat-hand. Right palm-down L touches left fingertips, then left heel of hand. 	
14	China's Shang Dynasty	
	<ul style="list-style-type: none"> • China: Right index finger points to left shoulder, moves across chest to point to right shoulder, and moves down to point to right side of waist. 	

Classical Conversations History Timeline Week 3

15	<p>Hinduism in India</p> <p><i>Hinduism teaches Brahman is the one great spirit.</i></p> <ul style="list-style-type: none"> • Spirit: 9-hands begin with thumbs and index fingers touching in the middle and then pull apart; left 9-hand moves down and right 9-hand moves up. • India: Right index finger points to the mid-forehead.
16	<p>Phoenicians and the Alphabet</p> <p><i>Phoenicians built ships.</i></p> <ul style="list-style-type: none"> • Ships: Side of right palm-left 3-hand rests on left palm-up flat-hand. Both move forward in a slight up-and-down motion as if riding on the waves. • Alphabet: Right A. Right B.
17	<p>Olmecs of Mesoamerica</p> <p><i>Olmecs carved huge stone heads.</i></p> <ul style="list-style-type: none"> • Olmecs: Right O-hand traces the outline of your head.
18	<p>Israelite Exodus and Desert Wandering</p> <ul style="list-style-type: none"> • Exodus: Palms-facing flat-hands touch in the middle; then move forward and separate. • Wandering: Right 1-hand "wanders" from side to side while moving away from the body.
19	<p>Israelite Conquest and Judges</p> <ul style="list-style-type: none"> • Conquest: Right wrist of palm-down S-hand strikes left wrist of palm-down S-hand. • Judges: Right palm-in S-hand pounds on left palm-up flat-hand like a gavel banging on a desk.
20	<p>Greek Dark Ages</p> <ul style="list-style-type: none"> • Dark: Palm-in hands cover eyes.
21	<p>Israel's United Kingdom</p> <ul style="list-style-type: none"> • United: Right thumb and index finger link with left thumb and index finger.

Classical Conversations History Timeline Week 4

1000 BC	22	Early Native Americans	<ul style="list-style-type: none"> Native: Right F-hand touches right side of lips and traces a line to right side of the eye (representing face painting).
	23	Israel Divides into Two Kingdoms	<ul style="list-style-type: none"> Divides: Flat-hands crossed with right little finger resting on left index finger. Both hands drop down and separate. Two: Right 2-hand.
	24	Homer and Hesiod	<ul style="list-style-type: none"> Homer: Right H. Hesiod: Left H.
	25	Rome Founded by Romulus and Remus	<ul style="list-style-type: none"> Founded: Right palm-out A-hand arcs up to palm-left and lands on the back of left S-hand wrist (representing something being placed where there was nothing before). Romulus/Remus: Right R and left R move in alternating circles.
	26	Israel Falls to Assyria	<ul style="list-style-type: none"> Israel: Right I. Falls: Palm-down flat-hands drop down. Assyria: Left A-hand held at arm's length as if grasping an imaginary bow. Right T-hand draws back an imaginary string and releases to launch the arrow.
	27	Assyria Falls to Babylon	<ul style="list-style-type: none"> Assyria: Left A-hand held at arm's length as if grasping an imaginary bow. Right T-hand draws back an imaginary string and releases to launch the arrow. Falls: Palm-down flat-hands drop down. Babylon (Law): Left palm-up flat-hand. Right palm-down L-hand touches left fingertips, then left heel of hand.
	28	Lao-Tzu, Confucius, Buddha	<p><i>Lao-Tzu, Confucius, and Buddha were philosophers.</i></p> <ul style="list-style-type: none"> Philosophers: Right P-hand circles three times near right temple.

Classical Conversations History Timeline Week 5

29	<p>Judah Falls to Babylon, Temple Destroyed</p> <ul style="list-style-type: none"> • Judah: Right J. • Falls: Palm-down flat-hands drop down. • Babylon (Law): Left palm-up flat-hand. Right palm-down L-hand touches left fingertips, then left heel of hand. • Temple: Heel of T-hand taps left palm-down S-hand. • Destroyed: Both hands flatten, drop down, and separate.
30	<p>Babylon Falls to Persia</p> <ul style="list-style-type: none"> • Babylon (Law): Left palm-up flat-hand. Right palm-down L-hand touches left fingertips, then left heel of hand. • Falls: Palm-down flat-hands drop down. • Persia: Right P.
31	<p>Jews Return and Rebuild the Temple</p> <ul style="list-style-type: none"> • Rebuild: Palm-down flat-hands alternately stack on top of one another as if building. • Temple: Heel of T-hand taps left palm-down S-hand.
32	<p>Roman Republic</p> <ul style="list-style-type: none"> • Roman: Right R repeated once.
33	<p>Golden Age of Greece</p> <ul style="list-style-type: none"> • Golden: Right index finger points to earlobe. Then right Y-hand twists back and forth.
34	<p>Peloponnesian Wars</p> <p><i>The Peloponnesian Peninsula is in Greece.</i></p> <ul style="list-style-type: none"> • Greece: Right palm-left G-hand begins at forehead and traces the contour of the nose. • Wars: Palm-in curved 5-hands move from side to side (representing the advance and retreat of contending forces).
35	<p>Persia Falls to Alexander the Great</p> <ul style="list-style-type: none"> • Persia: Right P. • Falls: Palm-down flat hands drop down. • Alexander: Right A. • Great: Palm-out 5-hands move up to the right twice.

Classical Conversations History Timeline Week 6

36	<p>India's Mauryan Empire</p> <p><i>The Mauryan Empire built extensive highways.</i></p> <ul style="list-style-type: none"> • India: Right index finger points to the mid-forehead. • Highways: Flat hands, palms facing, fingers pointing forward, move forward in zigzag motion.
37	<p>Mayans of Mesoamerica</p> <p><i>Mayans built step pyramids.</i></p> <ul style="list-style-type: none"> • Pyramid: Palms-facing flat hands trace the steps up, in, up, and in to the top of the pyramid.
38	<p>Punic Wars</p> <ul style="list-style-type: none"> • Punic: Right P. • Wars: Palm-in curved 5-hands move from side to side (representing the advance and retreat of contending forces). •
39	<p>Rome Conquers Greece</p> <ul style="list-style-type: none"> • Rome: Right R. • Conquers: Right wrist of palm-down S strikes left wrist of palm-down S. • Greece: Right palm-left G begins at forehead and traces the contour of the nose.
40	<p>Roman Dictator Julius Caesar</p> <p><i>A dictator is a military ruler.</i></p> <ul style="list-style-type: none"> • Dictator: Right flat hand salutes. • Julius: Right J
41	<p>Caesar Augustus and the Pax Romana</p> <p><i>Pax means "peace" in Latin.</i></p> <ul style="list-style-type: none"> • Caesar: Right C begins at left shoulder and moves diagonally to right hip. • Peace: P-hands, left in front of right begin at chin and separate downward.
42	<p>John the Baptist</p> <ul style="list-style-type: none"> • John: Right J. • Baptist: Palms-facing A-hands move over the right shoulder as if baptizing.

Classical Conversations History Timeline Week 7

1 AD

	<p>43 Jesus the Messiah.</p> <ul style="list-style-type: none"> • Jesus: Right bent middle finger touches left palm. Left bent middle finger touches right palm. • Messiah: Right M begins at left shoulder and moves diagonally to right hip.
1 AD	<p>44 Pentecost and the Early Church</p> <p><i>At Pentecost, "they saw what seemed to be tongues of fire."</i></p> <ul style="list-style-type: none"> • Pentecost: Right index finger touches tongue. Palm-up bent 5s move upward with fluttering fingers • Church: Right C hand rests on left palm-down S-hand.
	<p>45 Persecution Spreads the Gospel</p> <ul style="list-style-type: none"> • Persecution: Right S-hand punch crosses in front. Left S-hand punch crosses in front. • Gospel: Right palm-left G-hand little finger strikes left palm-up flat hand twice.
	<p>46 Herod's Temple Destroyed by Titus</p> <ul style="list-style-type: none"> • Temple: Heel of T taps on back of left palm-down S-hand. • Destroyed: Flatten both hands and drop down and separate. • Titus: Right T.
	<p>47 Diocletian Divides the Roman Empire</p> <ul style="list-style-type: none"> • Diocletian: Right D. • Divides: Flat hands crossed with right little finger resting on left index finger. Both hands drop down and separate. • Roman: Right R
	<p>48 Constantine Legalizes Christianity</p> <ul style="list-style-type: none"> • Constantine: Right C. • Christianity: Right bent middle finger touches left palm. Left bent middle finger touches right palm.
	<p>49 India's Gupta Dynasty</p> <p><i>The Gupta Dynasty was known as the Golden Age of India.</i></p> <ul style="list-style-type: none"> • India's: Right index finger points to the mid-forehead. • Golden: Right index finger points to earlobe. Then right Y-hand twists back and forth.

Classical Conversations History Timeline Week 8

50	<p>Council of Nicea</p> <p><i>The Council of Nicea met to discuss the Trinity.</i></p> <ul style="list-style-type: none"> • Trinity: Begin with right 3-hand behind left palm-in flat hand. Then pull the right hand down and around and switch to a 1-hand. (3 in 1)
51	<p>Augustine of Hippo</p> <p><i>Augustine converted to Christianity.</i></p> <ul style="list-style-type: none"> • Augustine: Right A. • converts: Right palm-down A-hand rests on left palm-up A-hand. Both hands twist 360° until left hand is on top.
52	<p>Jerome Completes the Vulgate</p> <p><i>The Vulgate was a Latin translation of the Bible.</i></p> <ul style="list-style-type: none"> • Jerome: Right J. • Vulgate: Palm-up flat-hands, pinky's touching as if holding a Bible.
53	<p>Visigoths Sack Rome</p> <ul style="list-style-type: none"> • Visigoths: Right V. • Sack: Palm-down hands alternately grab as if pillaging. • Rome: Right R.
54	<p>The Middle Ages (c. 450 – c. 1500)</p> <ul style="list-style-type: none"> • Middle Ages: Downturned right fingers of flattened O-hand move in a small clockwise circle and come to rest in the center of the left palm-up flat-hand.
55	<p>Council of Chalcedon</p> <p><i>At the Council of Chalcedon, they discussed the 2 natures of Jesus.</i></p> <ul style="list-style-type: none"> • 2 natures: Right 2. • Christ: Right bent middle finger touches left palm. Left bent middle finger touches right palm.
56	<p>Western Roman Empire Falls to Barbarians</p> <ul style="list-style-type: none"> • Western: Right W begins at right and moves horizontally to the left (west). • Falls: Palm-down flat-hands drop down. • Barbarians: With a fierce face and elbows out, palm-in fists in front of waistline.

Classical Conversations History Timeline Week 9

500 AD	57 Byzantine Emperor Justinian
	<ul style="list-style-type: none"> • Byzantine: Right B. • Emperor: Right E begins at left shoulder and moves diagonally to right hip. • Justinian: Right J.
	58 Benedict and Monasticism
	<ul style="list-style-type: none"> • Benedict: Right B. • Monasticism: M-hands outline the shape of a hood as it comes up over the head.
	59 Muhammad Founds Islam
	<ul style="list-style-type: none"> • Muhammad: Right M. • Islam: R bent index and middle fingers strike left palm-up flat hand twice, as if kneeling to pray.
	60 Zanj and Early Ghana in Africa
	<p><i>Zanj and Early Ghana were wealthy trading centers.</i></p> <ul style="list-style-type: none"> • Trade: Flat O-hands alternate moving toward and away from body.
61 Franks Defeat Muslims at the Battle of Tours	
<ul style="list-style-type: none"> • Defeat: Right wrist of palm-down S strikes left wrist of palm-down S. • Muslims: R index and middle fingers bent strike left palm-up flat hand twice, as if kneeling to pray. • Battle: Palm-in 5 hands with curved fingers move from side to side, representing the advance and retreat of contending forces. 	
62 Golden Age of Islam	
<ul style="list-style-type: none"> • Golden: Right index finger points to earlobe. Then right Y-hand twists back and forth. • Islam: Right downturned bent V-hand strikes left palm-up flat hand twice, as if kneeling to pray. 	
63 Vikings Raid and Trade	
<ul style="list-style-type: none"> • Raid: Palm-down bent 5-hands close into flattened O-hands as if grabbing something. • Trade: Flat O-hands alternate moving toward and away from body. 	

Classical Conversations History Timeline Week 10

	<p>64 Japan's Heian Period</p> <p><i>Japan's Heian Period was similar to Feudalism in Europe.</i></p> <ul style="list-style-type: none"> • Japan: Index fingers and thumbs of palm-in Gs touch in the middle and then separate outward and close as if tracing the island. • Classes: Right palm-down flat-hand, slides right 3-4 times as it moves up the class system.
	<p>65 Charlemagne Crowned Emperor of Europe</p> <ul style="list-style-type: none"> • Crowned: C-hands begin above the head and lower the crown onto the head. • Emperor: Right E-hand begins at left shoulder and moves diagonally to right hip.
	<p>66 Alfred the Great of England</p> <ul style="list-style-type: none"> • Alfred: Right A. • Great: Palm-out 5-hands move up to the right twice. • England: Right hand clasps little finger side of left palm-down A-hand and shakes as if shaking a hand.
	<p>67 Erik the Red and Leif Eriksson, Norse Explorers</p> <ul style="list-style-type: none"> • Red: Right index finger touches lips. • Son: Arms cradle an imaginary baby (Erik's son). • Explorers: Right hand shields eyes while looking left to right. Left hand shields eyes while looking right to left.
	<p>68 Vladimir I of Kiev</p> <ul style="list-style-type: none"> • Vladimir: Right V. • First: Right palm-left 1 turns to palm-in. • Kiev: Right K.
	<p>69 Byzantine Emperor Basil II</p> <ul style="list-style-type: none"> • Byzantine: Right B. • Emperor: Right E-hand begins at left shoulder and moves diagonally to right hip. • Basil: Right B. • Second: Right palm-left 2 turns to palm-in.
1000 AD	<p>70 East-West Schism of the Church</p> <ul style="list-style-type: none"> • East-West: Place palm-down left flat-hand next to palm-down right flat-hand. Slide hands apart.

Classical Conversations History Timeline Week 11

71	<p>Norman Conquest and Feudalism in Europe</p> <ul style="list-style-type: none"> • Conquest: Right wrist of palm-down S strikes left wrist of palm-down S. • Feudalism: Right palm-down flat-hand, slides right 3-4 times as it moves up the class system.
72	<p>The Crusades</p> <ul style="list-style-type: none"> • Crusades: Index fingers make a cross over your heart. Move cross forward (as if going into a holy battle).
73	<p>Zimbabwe and Early Mali in Africa</p> <p><i>Zimbabwe means "enclosure or wall of stone." Mali dominated gold trade.</i></p> <ul style="list-style-type: none"> • Wall: Palm-out B-hands begin with index fingers touching and spread apart to form a wall. • Mali: Right M. • Gold: Right index finger points to earlobe. Then right Y-hand twists back and forth.
74	<p>Aztecs of Mesoamerica</p> <ul style="list-style-type: none"> • Aztecs: Index fingers form the peak of a pyramid and then trace the shape of the pyramid moving down and out and back to the middle.
75	<p>Francis of Assisi and Thomas Aquinas</p> <ul style="list-style-type: none"> • Francis: Right F. • Thomas: Right T.
76	<p>Japan's Shoguns</p> <p><i>Japan's shoguns were military dictators. In the song, you can hear the sword.</i></p> <ul style="list-style-type: none"> • Shoguns: Right hand draws an imaginary sword from left sided sheath.
77	<p>Incas of South America</p> <p><i>Incas lived in the Andes Mountains.</i></p> <ul style="list-style-type: none"> • Incas: Angled flat-hands form a mountain with fingers touching in the middle.

Classical Conversations History Timeline Week 12

78	<p>Genghis Khan Rules the Mongols <i>A khan was a military dictator.</i></p> <ul style="list-style-type: none"> • Genghis: Right G. • Khan: Right palm-down flat hand salutes.
79	<p>England's Magna Carta <i>Magna Carta means "Great Charter."</i></p> <ul style="list-style-type: none"> • England's: Right hand clasps little finger side of left palm-down A-hand and shakes as if shaking a hand. • Magna: Palm-out 5-hands move up to the right twice. • Carta: Left palm-out flat hand held up by head as if swearing and oath while Right C touches left fingers and then left elbow.
80	<p>Ottoman Empire</p> <ul style="list-style-type: none"> • Ottoman: Right O traces the shape of Turkey.
81	<p>Marco Polo's Journey to China</p> <ul style="list-style-type: none"> • Marco Polo: Cover eyes. Uncover eyes. • China: Right index finger points to left shoulder, moves across chest to point to right shoulder, and moves down to point to right side of waist.
82	<p>The Hundred Years' War and Black Death</p> <ul style="list-style-type: none"> • Hundred Years: Right 1 then C. (1 century = 100 years) • War: Palm-in curved 5-hands move from side to side (representing the advance and retreat of contending forces). • Black Death: Both hands grab neck.
83	<p>The Renaissance <i>Renaissance means "rebirth."</i></p> <ul style="list-style-type: none"> • Birth: Right palm-in flat hand begins at stomach, turns palm-up, and moves forward to rest on palm-up left palm.
84	<p>China's Ming Dynasty <i>China's Ming Dynasty built a majority of the Great Wall.</i></p> <ul style="list-style-type: none"> • China's: Right index finger points to left shoulder, moves across chest to point to right shoulder, and moves down to point to right side of waist. • Build: Palm-down flat-hands alternately stack on top of one another as if building.

Classical Conversations History Timeline Week 13

85	<p>Age of Exploration (c. 1400 – c. 1600)</p> <ul style="list-style-type: none"> • Exploration: Right hand shields eyes while looking left to right. Left hand shields eyes while looking right to left.
86	<p>Prince Henry Founds School of Navigation</p> <ul style="list-style-type: none"> • Prince: Right P begins at left shoulder and moves diagonally to right hip. • Navigation: Both hands steer the wheel of the boat.
87	<p>Slave Trade in Africa</p> <ul style="list-style-type: none"> • Slave: Palm-down S-hands crossed at wrists.
88	<p>Gutenberg's Printing Press</p> <ul style="list-style-type: none"> • Gutenberg's: Right G. • Printing: Right G rests on left palm-up flat hand. Right index finger and thumb close, open, close.
89	<p>Songhai in Africa</p> <p><i>The Songhai traded gold with the Berbers.</i></p> <ul style="list-style-type: none"> • Gold: Right index finger points to earlobe. Then right Y-hand twists back and forth.
90	<p>Czar Ivan the Great of Russia</p> <ul style="list-style-type: none"> • Ivan: Right I. • Great: Palm-out 5-hands move up to the right twice. • Russia: Palm down 5 hands swing repeatedly in toward the hips contacting at the midpoints between thumbs and index fingers (reminiscent of the Cossack dance).
91	<p>The Spanish Inquisition</p> <p><i>The Spanish Inquisition was a court held by the church.</i></p> <ul style="list-style-type: none"> • Spanish: Curved index fingers touch the shoulders and then move in to interlock (representing a bullfighter's cape fastened across the chest). • Court: Right palm-in S pounds on left palm-up flat-hand like a gavel banging on a desk.

Classical Conversations History Timeline Week 14

1500 AD	<p>92 Columbus Sails to the Caribbean</p> <ul style="list-style-type: none"> • Columbus: Right C. • Sails (Ship): Right 3-hand; little finger rests on left palm-up flat-hand. Both move forward while bouncing on the waves.
	<p>93 Age of Absolute Monarchs (c. 1500 – c. 1800)</p> <ul style="list-style-type: none"> • Monarchs: C-hands begin above the head and lower the crown onto the head.
	<p>94 Protestant Reformation</p> <ul style="list-style-type: none"> • Reformation: R-hands with right fingers pointing left, left fingers pointing right, and wrists touching. Wrists continue to touch while twisting to reverse hand position. Left palm-down R-hand ends on top.
	<p>95 Spanish Conquistadors in the Americas</p> <p><i>Conquistadors were volunteer soldiers and explorers.</i></p> <ul style="list-style-type: none"> • Spanish: Curved index fingers touch the shoulders and then move in to interlock (representing a bullfighter's cape fastened across the chest). • Conquistadores: Right palm-down flat hand salutes. Then right hand shields eyes while looking left to right.
	<p>96 Calvin's Institutes of the Christian Religion</p> <p><i>Calvin's Institutes outlined the key beliefs of Protestants.</i></p> <ul style="list-style-type: none"> • Calvin's: Right C • Institutes: Right index finger touches forehead and drop to clasp hands. • Christian: Right bent middle finger touches left palm. Left bent middle finger touches right palm.
	<p>97 Council of Trent</p> <p><i>Council of Trent was a meeting of Catholic Bishops to reform the Catholic Church from within.</i></p> <ul style="list-style-type: none"> • Reformation: See sign for card 94. • In: Fingertips of right flattened O-hand enter left palm-right O-hand.
	<p>98 Baroque Period of the Arts</p> <p><i>The Baroque Period was marked by excessive decorations.</i></p> <ul style="list-style-type: none"> • Decoration: Palm-out flattened O-hands alternately twist while putting up decorations.

Classical Conversations History Timeline Week 15

99	<p>Japan's Isolation</p> <ul style="list-style-type: none"> • Japan's: Index fingers and thumbs of palm in Gs touch in the middle and then separate outward and close. • Isolation: Palm-in 1 positioned away from the body draws a clockwise circle twice.
100	<p>Jamestown and Plymouth Colony Founded</p> <p><i>Jamestown colonists first sought gold. Pilgrims founded Plymouth.</i></p> <ul style="list-style-type: none"> • Jamestown: Right index finger points to earlobe. Then right Y-hand twists back and forth. • Plymouth: P-hands begin at center of the chest, moving out and then up, to trace the traditional collar associated with the Pilgrims. • Founded: Right palm-out A-hand arcs up to palm-left and lands on the back of left S-hand wrist (representing something being placed where there was nothing before).
101	<p>Age of Enlightenment (c. 1650 – c. 1800)</p> <p><i>The Age of Enlightenment focused on the power of human reason.</i></p> <ul style="list-style-type: none"> • Reason: Right index finger moves in small circles near the temple.
102	<p>Hudson's Bay Company</p> <ul style="list-style-type: none"> • Hudson's: Right H. • Bay: Right palm-out B outlines the curve of palm-down open B-hand from the index finger to the thumb, ending in right palm-in B.
103	<p>First Great Awakening</p> <ul style="list-style-type: none"> • First: Right 1. • Awakening: A-hands near eyes open to L-hands.
104	<p>Classical Period of the Arts</p> <p><i>The Classical Period was characterized by simplicity and order.</i></p> <ul style="list-style-type: none"> • Order: Palms-facing flat-hands, slightly separated with fingers pointing away from body, move in unison with a slight up-down motion from left to right.
105	<p>The Seven Years' War</p> <ul style="list-style-type: none"> • Seven: Right 7. • War: Palm-in curved 5-hands move from side to side (representing the advance and retreat of contending forces).

Classical Conversations History Timeline Week 16

106	Age of Industry (c. 1760 – c. 1969) <ul style="list-style-type: none"> • Industry: Palm-in curved 5-hands, fingers interlock and bounce twice, representing the gears in an engine.
107	James Cook Sails to Australia and Antarctica <ul style="list-style-type: none"> • James Cook: Right J. Right C. • Sails: Side of right palm-left 3-hand rests on left palm-up flat hand. Both move forward in a slight up-and-down motion as if riding on the waves.
108	American Revolution and General George Washington <ul style="list-style-type: none"> • Revolution: Palm-in R-hands, fingertips pointing at each other are held with right above left. The R-fingers spin around each other in a sudden and dramatic movement. • General: The right G-hand is placed on the right shoulder and moves down an inch representing the insignia of rank.
109	Madison's Constitution and the Bill of Rights <ul style="list-style-type: none"> • Constitution: Left palm-out flat-hand held up by head as if swearing and oath while right C touches left fingers and then left elbow. • Rights: Right palm-left flat-hand slides across left palm-up flat hand and curves up.
110	French Revolution <ul style="list-style-type: none"> • French: Right F turned inward to palm-in. • Revolution: Palm-in R-hands, fingertips pointing at each other are held with right above left. The R-fingers spin around each other in a sudden and dramatic movement.
111	Second Great Awakening <ul style="list-style-type: none"> • Second: Right 2. • Awakening: A-hands near eyes open to L-hands.
112	Louisiana Purchase and the Lewis and Clark Expedition <ul style="list-style-type: none"> • Purchase: Right palm-up flattened O-hand takes money from left palm-up flat-hand and offers it forth as if purchasing something. • Expedition: Left palm-down flat-hand shields eyes while looking right to left and then R index finger points toward the northwest.

Classical Conversations History Timeline Week 17

113	<p>Napoleon Crowned Emperor of France</p> <ul style="list-style-type: none"> • Napoleon: Right N. • Emperor: Right E-hand begins at left shoulder and moves diagonally to right hip. • France: Right F turned inward to palm-in.
114	<p>Liberation of South America</p> <ul style="list-style-type: none"> • Liberation: Palm-in S-hands crossed at wrists. Arms twist and pull apart as if you are breaking free from being tied up. • South: Right S hand is moved straight down, indicating the direction of south on a map.
115	<p>The War of 1812</p> <p><i>The War of 1812 was won at Fort McHenry with "bombs" bursting in air.</i></p> <ul style="list-style-type: none"> • War: Palm-in curved 5-hands move from side to side (representing the advance and retreat of contending forces). • Bombs: Palm-down S-hands at midline raise up, pull apart, and burst into 5-hands at head level.
116	<p>The Missouri Compromise</p> <ul style="list-style-type: none"> • Compromise: Index finger points to right forehead. Then both palm-down index fingers pointing away from the body come together at midline.
117	<p>Immigrants Flock to America</p> <ul style="list-style-type: none"> • Immigrate: Right palm-down flat-hand moves diagonally under left palm-down flat-hand as if going in or entering. • America: The fingers of both hands are interlocked and move in a semi-circle from left to right in front of the body.
118	<p>The Monroe Doctrine</p> <p><i>The Monroe Doctrine stated that since the US had "expanded" from sea to shining sea, it would consider any European attempts to form colonies to be acts of aggression.</i></p> <ul style="list-style-type: none"> • Expand: Palm-facing A-hands open into 5-hands as they pull apart as if expanding to fill the continent.
119	<p>Romantic Period of the Arts</p> <p><i>The Romantic Period was characterized by emotions.</i></p> <ul style="list-style-type: none"> • Sad: Palm-in 5-hands arc down near face while frowning. • Happy: Palm-in 5-hands arc up next to face while smiling.

Classical Conversations History Timeline Week 18

120	<p>Cherokee Trail of Tears</p> <ul style="list-style-type: none"> • Cherokee: Right F touches right side of lips and traces a line to right side of the eye. • Tears: Right palm-in 4-hand, fingers pointing left moves down and up in front of right eye.
121	<p>U.S. Westward Expansion</p> <ul style="list-style-type: none"> • West: Right W moves across the body toward the left to show the direction of west.
122	<p>Marx Publishes the <i>Communist Manifesto</i></p> <ul style="list-style-type: none"> • Communist: Right palm-out fist is raised above the line of vision in the communist salute. • Writing: Right hand writes on left palm-up flat hand.
123	<p>The Compromise of 1850 and the Dred Scott Decision <i>The U.S. Supreme Court decided that Dred Scott was still a slave.</i></p> <ul style="list-style-type: none"> • Compromise: Index finger points to right forehead. Then both palm-down 1-hands come together at midline. • Slave: Slave: Wrist of palm-down S-hand rests on wrist of palm-down left hand.
124	<p>U.S. Restores Trade With Japan</p> <ul style="list-style-type: none"> • U.S.: The fingers of both hands are interlocked and move in a semi-circle from left to right in front of the body. • Trade: Flattened O-hands alternate moving toward and away from body. • Japan: Index fingers and thumbs of palm in Gs touch in the middle and then separate outward and close.
125	<p>British Queen Victoria's Rule Over India</p> <ul style="list-style-type: none"> • British: Right hand clasps little finger side of left palm-down flat hand and shakes as if shaking a hand. • Victoria: Right V • Rule: Palms-facing A-hands move alternately back and forth as if holding the reins over all. • India: Right index finger points to the mid-forehead.
126	<p>Darwin Publishes <i>The Origin of Species</i></p> <ul style="list-style-type: none"> • Origin: Right index finger rests between left index and middle fingers and turns clockwise to indicate the turning of a key in an ignition switch.

Classical Conversations History Timeline Week 19

127	Lincoln's War Between the States <ul style="list-style-type: none"> Lincoln: Right L War: Palm-in curved 5-hands move from side to side (representing the advance and retreat of contending forces).
128	Reconstruction of the Southern States <ul style="list-style-type: none"> Reconstruct: Palm-down flat-hands are placed repeatedly on top of each other to represent something being built. Southern: Right S-hand moves from shoulder height down to waist height.
129	Dominion of Canada <ul style="list-style-type: none"> Canada: Right hand grasps the lapel of an overcoat to represent the heavy coat that would be worn during the cold Canadian winters.
130	Otto von Bismarck Unifies Germany <ul style="list-style-type: none"> Unify: Right thumb and index finger link with left thumb and index finger. Germany: Right and left palm-in five hands cross at wrists and fingers wiggle to indicated the feathers of the double-eagle emblem on the old German empire flag before unification.
131	Boer Wars in Africa <ul style="list-style-type: none"> Boer: Right B. Wars: Palm-in curved 5-hands move from side to side (representing the advance and retreat of contending forces).
132	The Spanish American War <ul style="list-style-type: none"> Spanish: Right S. American: Right A. War: Palm-in curved 5-hands move from side to side (representing the advance and retreat of contending forces).
133	The Progressive Era <ul style="list-style-type: none"> Progress: Palms-facing hands in right-angle position with right hand slightly behind the left. Right moves up, over, and forward. Then left follows suit.

Classical Conversations History Timeline Week 20

134	Australia Becomes a Commonwealth
	<ul style="list-style-type: none"> • Australia: Palm-down 8-hands. Flick out the middle fingers of both hands twice. (Native Australian sign)
135	Mexican Revolution
	<ul style="list-style-type: none"> • Mexican: The fingertips of U-hands trace a large moustache on the upper lip. • Revolution: Palm-in R-hands, fingertips pointing at each other are held with right above left. The R-fingers spin around each other in a sudden and dramatic movement.
136	World War I and President Wilson
	<ul style="list-style-type: none"> • World War I Right W. Right W. Right 1. • Pres. Wilson: Palms-facing Gs held in front of eyes move outward and close as if tracing the outline of glasses.
137	Lenin and the Bolshevik Revolution in Russia
	<ul style="list-style-type: none"> • Lenin: Right L. • Revolution: See 135 • Russia: Palm down 5 hands swing repeatedly in toward the hips contacting at the midpoints between thumbs and index fingers.
138	U.S. Evangelist Billy Graham
	<ul style="list-style-type: none"> • US Evangelist Palm-in index fingers begin at edges of the lips and swing out in arcs ending palm-out. • Billy Graham: Right B. Right G.
139	Modern Period of the Arts
	<p><i>The Modern Period was characterized by individual thought creating random works of art.</i></p> <ul style="list-style-type: none"> • Individual: Palms-facing flat hands move straight down in front of body to indicate the sides of a single person. • Random: Right palm-down claw hand begins above left palm-up claw hand at left side of body. Both move in alternating circles as they slide toward the right.
140	The Great Depression and the New Deal
	<ul style="list-style-type: none"> • Depression: Palm-down flat hands push down twice. • Deal: Left hand holds imaginary deck of cards while right hand deals imaginary cards.

Classical Conversations History Timeline Week 21

141	<p>World War II and President FDR</p> <ul style="list-style-type: none"> • World War II: Right W. Right W. Right 2. • FDR: Right F. Right D. Right R.
142	<p>Stalin of the USSR and the Katyn Massacre</p> <ul style="list-style-type: none"> • Stalin: Thumb and index finger of both hands outline his large mustache. • Massacre: Right index finger sweeps past under left palm-out flat hand as if stabbing someone. Then both palm-down curved 5-hands side by side move forward and down representing the many people that were killed.
143	<p>The United Nations Formed</p> <ul style="list-style-type: none"> • United: Right thumb and index finger link with left thumb and index finger.
144	<p>The Cold War</p> <ul style="list-style-type: none"> • Cold: Shoulders hunched forward and fist-hands shake as if cold. • War: Palm-in curved 5-hands move from side to side (representing the advance and retreat of contending forces).
145	<p>Gandhi and India's Independence</p> <ul style="list-style-type: none"> • Gandhi: Right G. • India's: Right index finger points to the mid-forehead. • Independence: Palm-in I-hands crossed at wrists in front of chest arc out to palm-out I-hands shoulder width apart.
146	<p>Jewish State Established</p> <ul style="list-style-type: none"> • Jewish: Right palm-in flat O-hand begins at chin and strokes the imaginary beard of Jewish Patriarchs. • State: Left palm-out flat-hand held up at head height. Right palm-out S-hand touches left fingertips, then left heel of hand.
147	<p>Mao and Communist Victory in China</p> <ul style="list-style-type: none"> • Mao: Right M. • Communist: Right palm-out fist is raised above the line of vision in the communist salute. • China: Right index finger points to left shoulder, moves across chest to point to right shoulder, and moves down to point to right side of waist.

Classical Conversations History Timeline Week 22

148	North Atlantic Treaty Organization <ul style="list-style-type: none"> • NATO: Right N. Right A. Right T. Right O.
149	The Korean War <ul style="list-style-type: none"> • Korean: Right K. • War: Palm-in curved 5-hands move from side to side (representing the advance and retreat of contending forces).
150	Martin Luther King Jr. and the Civil Rights Movement <i>The Civil Rights Movement fought for personal liberty for blacks.</i> <ul style="list-style-type: none"> • MLK: Right M. Right L. Right K. • Rights: Right palm-left flat-hand slides across left palm-up flat hand and curves up.
151	Jim and Elisabeth Elliot, Missionaries to Ecuador <ul style="list-style-type: none"> • Elliot: Right E. • Missionaries: Right M-hand is circled near the heart. • Ecuador: Right E rests on palm-down B and moves back and forth at wrist.
152	The Antarctic Treaty <ul style="list-style-type: none"> • Antarctic (Cold): Arms with palms-facing S-hands pull in tight to body and shake.
153	The Vietnam War <ul style="list-style-type: none"> • Vietnam: Right V. • War: Palm-in curved 5-hands move from side to side (representing the advance and retreat of contending forces).
154	U.S. Astronauts Walk on the Moon <ul style="list-style-type: none"> • Astronauts: Right R shoots up past left palm-in flat hand. Then palms-facing flat hands move straight down in front of body to indicate the sides of a single person. • Walk/Moon: Right index and middle fingers walk across palm down S-hand, which represents the moon.

Classical Conversations History Timeline Week 23

	<p>155 Age of Information and Globalization (c. 1970 – present) <i>Computers spawned the information age. The internet and telecommunications spread ideas through a worldwide connection.</i></p> <ul style="list-style-type: none"> • Information (Computer): Type on an imaginary computer. • Globalization: Five-hands move out and around as if tracing a globe (representing the spread of ideas around the world).
	<p>156 Watergate, President Nixon Resigns <i>A special investigations unit broke into the Watergate Complex.</i></p> <ul style="list-style-type: none"> • Spy: Hold left palm-facing-right flat hand at head height (representing the Watergate complex). Right palm down V (representing a pair of eyes) moves forward past the left forearm as if peering past.
	<p>157 Fall of Communism in Eastern Europe</p> <ul style="list-style-type: none"> • Fall: Palm-down flat hands drop down. • Communism: Right palm-out fist is raised above the line of vision in the communist salute. • Europe: Right E circles near temple.
	<p>158 European Union Formed</p> <ul style="list-style-type: none"> • European: Right E circles near temple. • Union: Thumb and index finger of both hands link together and move in a horizontal circle to represent working together.
	<p>159 Apartheid Abolished in South Africa <i>Apartheid is the Afrikaans word meaning "apartness."</i></p> <ul style="list-style-type: none"> • Apart: Palm-in thumbs-up A hands begin midline with knuckles touching and then pull apart. • Abolished: Left palm-up flat hand held higher than right palm-down flat hand shoulder width apart. Right palm-down flat hand moves on top of left palm-up hand. Both hands close to A hands as the right is pulled back forcefully to its original position.
<p>2000 AD</p>	<p>160 September 11, 2001 <i>On September 11, 2001, the World Trade Center Twin Towers were destroyed.</i></p> <ul style="list-style-type: none"> • Sept. 11, 2001: Palms-facing flat hands held shoulder width apart at head level. The right fingers wiggle as they fall. Then the left fingers wiggle as they fall.
	<p>161 Rising Tide of Freedom</p> <ul style="list-style-type: none"> • Freedom: Palm-in S hands crossed at the wrists in front of the chest, twist and pull shoulder width apart. Repeat in front of head.

Recommended Resources:

Books:

- The Joy of Signing by Lottie L. Riekehof
- American Sign Language by Martin L.A. Sternberg
- Signing Exact English by Gerilee Gustason and Esther Zawolkow

Online ASL Video Dictionaries:

- <http://www.signingsavvy.com/>
- <http://www.aslpro.com/>
- <http://aslbrowser.commtechlab.msu.edu/browser.htm>

Online Alphabet, Numbers, and Handshape Images:

- <http://www.buzzle.com/articles/sign-language-for-kids.html>
- <http://www.lifeprint.com/asl101/fingerspelling/images/abc1280x960.png>
- <http://gupress.gallaudet.edu/excerpts/ASLHSpic1.html>
- <http://gupress.gallaudet.edu/excerpts/ASLHSpic2.html>

Online Country Signs:

- <http://www.aslresource.net/CountrySigns.html>